



We would like to acknowledge the Wadawurrung People, who are the Traditional Custodians of the land on which we come to learn. I thank them and their ancestors for looking after this land for thousands of years, and for their kindness and courage in sharing it with us in the present.

FROM THE ACTING PRINCIPAL

Dear Friends and Families,

School Photos

Everyone looked amazing for their school photos today. We look forward to receiving all photos in Term 3. All students present today had an individual photo taken as well as a class photo. If you still need to order photos, please contact MSP photography directly.

5333 5577 ballarat@msp.com.au



AFL Clinic

Thank you to Mrs Delahunty for organising the Western Bulldogs to visit and run football clinics. I heard many students comment on how much they enjoyed these sessions. Maybe we have some AFL football players in the making!

Parent Catch Ups

Before the end of term, teachers will plan to have a brief conversation with all parents/caregivers. This may be in person at pick up or drop off, via a phone call or in a more formal SSG setting. These catch ups enable parents and teachers to keep in close contact regarding students and share successes for the term as well as goals for Term 3.



2025 enrolments

If you have a family member, relative or friend who has a child to enroll for 2025, please encourage them to call in at the office and collect an enrolment form as soon as possible. Places are filling fast. Acceptance letters will be sent out in Term 3.

Semester One Reports

Teachers have been busy assessing students and putting together reports to show their achievements. They will be ready to be accessed via XUNO on June 27th. If you have recently changed your email address, please contact the office so our system can be updated. Some parents have been having issues with XUNO since there was an upgrade recently. Many have been able to successfully log in after deleting the app and reinstalling. If you require a password reset, let Susan or Tricia know.

Professional Learning

Last week staff had the pleasure of working with Andrea Hillbrick in their collaborative planning teams. They have been focusing on Maths planning and the use of rich tasks to support learning. We look forward to a continued partnership with Andrea and having her back at Newington in the future.



Anaphylaxis Reminder

Anaphylaxis is a severe allergic reaction. It can be life-threatening if you don't get treatment right away. Food allergies are one of the main causes of anaphylaxis. Other causes include stinging insects, medications and latex. We have several students at Newington who have food allergies so we ask all students to not share food to reduce the risk of severe reactions.

Safety Around The School

With a lot of traffic and students moving around the school at drop off and pick up times, we ask parents to be respectful and aware of others to ensure we are all safe as we arrive and depart from school.



Attitudes to School Survey



Over the last 2 weeks, students in grades 4-6 have completed the Attitudes to School Survey. This survey provides data that is invaluable in understanding our students' perspectives of our school and helps to improve their schooling experience.

Data collected includes how students feel in relation to their school, their learning, peer relationships, resilience, bullying, health and wellbeing, physical activity, and life in general.

We are looking forward to attending the upcoming performance at Mount Rowan Secondary College. Please ensure payment and consent have been made using the XUNO app.

Kind regards
Joy Hill

IMPORTANT DATES

Date	Event
Monday 17th June	Violin Graduations
Monday 24th June	School Council
Friday 28th June	End of Term 2 - 1:30pm collection Semester 1 Reports available
Monday 15th July	Term 3 Commences - Staff Only
Tuesday 16th July	Students Return
Thursday 18th July	Grade 5 Sovereign Hill
Friday 19th July	
Friday 19th July	Grade 4 History Box
Thursday 1st August	School Concert

STUDENT AWARDS

Name	Grade	Award
Laycie	3Q	For demonstrating incredible communication skills, always supporting, encouraging and respecting her classmates. We are so lucky to have you in 3Q Laycie!
Adelaide	3W	For the consistent quality of her reflective thinking. She considers the quality of her work (which is normally excellent) then asks, 'what can I do to make it even better next time?'
Isobelle	4CW	For displaying outstanding leadership skills during our time at Camp Wilkin. Isobelle demonstrated initiative and teamwork during group activities. You should be very proud of yourself, Isobelle.
Stella	4T	For demonstrating courage in the way she was able to step out of her comfort zone when participating in challenging tasks and activities at Camp Wilkin.
Erik	5WG	For applying excellent critical thinking skills to analyse and carefully consider problems presented to him in his learning. Erik communicates his thoughts clearly and confidently to others.
Chase	5W	Chase always has a kind and thoughtful word to share with his peers, he enters discussions with an open mind and demonstrates he is a caring and empathetic classmate. Keep it up Chase!
Sammi	6ED	For showing great determination during our unit on fractions. Sammi has made tremendous progress and should be really proud of all her hard work. Well done, Sammi!
Jensen	6TD	For his balanced and determined approach to learning. Jensen focuses on completing all set tasks on time and to the best of his ability.

Grade 5 - How We Organise Ourselves

This Term the Grade 5 students have been exploring How We Organise Ourselves.

Through our classroom economies, They have explored concepts such as needs and wants, managing money and the nature and meaning of work across the world.




An inquiry into the invention of money by Edward in 5W.



How we track out earnings and expenses in 5WG

During this unit, the students began an Inquiry project, where they investigated the history of money. This included exploring concepts such as trading & bartering, the first coins and how the value of money is determined.

In Grade 3, we have been learning about how to write procedural texts. Our students have put together some fantastic 'How-To' steps, including a guide on how to draw a Mario mushroom. We're excited to share their creative and detailed instructions with you!



Title: How to draw a Mario mushroom
 Goal: Express yourself using a drawing
 Materials: paper, pencil, markers
 Step 1: Draw a big circle and make the top one oval.
 Step 2: Make a curved line above the whole but not in a loop.
 Step 3: Make two tall oval points up of the mushroom cap.
 Step 4: Then under each of each line draw a big curve.
 Step 5: Draw a circle in the top of his head and a hat-looks-like on the hat and on the other side.

2. GO over with markers and the eyes the pencil.

matlee

Title: How to draw a Mario mushroom
 Goal: Express yourself using a drawing
 Materials: paper, pencil, markers
 Step 1: Draw a big circle and make the top one oval.
 Step 2: Make a curved line above the whole but not in a loop.
 Step 3: Make two tall oval points up of the mushroom cap.
 Step 4: Then under each of each line draw a big curve.
 Step 5: Draw a circle in the top of his head and a hat-looks-like on the hat and on the other side.

Title: How to draw a Mario mushroom
 Goal: Express yourself using a drawing
 Materials: paper, pencil, markers
 Step 1: Draw a big circle and make the top one oval.
 Step 2: Make a curved line above the whole but not in a loop.
 Step 3: Make two tall oval points up of the mushroom cap.
 Step 4: Then under each of each line draw a big curve.
 Step 5: Draw a circle in the top of his head and a hat-looks-like on the hat and on the other side.

Title: How to draw a Mario mushroom
 Goal: Express yourself using a drawing
 Materials: paper, pencil, markers
 Step 1: Draw a big circle and make the top one oval.
 Step 2: Make a curved line above the whole but not in a loop.
 Step 3: Make two tall oval points up of the mushroom cap.
 Step 4: Then under each of each line draw a big curve.
 Step 5: Draw a circle in the top of his head and a hat-looks-like on the hat and on the other side.

Like

matlee



MUSHROOM
SUPER MARIO

Title: How to draw a Mario mushroom
 Goal: Express yourself using a drawing
 Materials: markers or a pencil
 Step 1: Draw a moon shape. Then make the face.
 Step 2: draw a line across over the face.
 Step 3: draw two eyes that look like hair. After draw two little circles but leave them white.
 Step 4: I kept draw on draw leave your the curve line.
 Step 5: Then draw but leave draw on the line.
 Step 6: Now you can colour it in.

Jake

JAPANESE DAY



 **2024 Japanese Day May 29th** 

Newington PS students celebrated the language and culture of Japan with a range of activities organised by our Grade 6 students.

After taking part in the Fashion Parade, students throughout the school enjoyed sumo, origami, temakizushi, manga, toys and games, Ikebana (flower arranging), karaoke, and a popular Ninja course.

The students were treated to an amazing Shamisen performance by Noriko in the Multi purpose room

Thank you to all the Grade 6 students, volunteers, parent visitors, teachers and students!



GRADE 5W KOI ORIGAMI PROJECT



In Term 2, students from 5W began an ambitious project.

Small groups of students made 125 origami Kabuto samurai helmets, to use as scales for their own koi fish.


Students made 5 koi fish, each with 5 rows of 25 origami kabuto. That's 625 koi! These will be displayed in the school. What a great effort!

Netball



Congratulations to our Newington Primary School netball teams. On Friday, our students played amazingly, to win all of their games and made their grand final match. Our girls team coming out with a win and our boys team drawing, then coming in as runners up in overtime. Thank you to our fabulous coaches and parent helpers on the day. We couldn't do it without you!

PREMIERS' READING CHALLENGE



To register, visit vic.gov.au/premiers-reading-challenge

The Victorian Premiers' Reading Challenge is led by the Premier with the support of former premiers.



Ph: (03) 533 05 400

Email: newington.ps@education.vic.gov.au



Primary Years Programme

HOLIDAY PROGRAM



PROUDLY MELBOURNE PROUD
PROUDLY MELBOURNE
PROUDLY MELBOURNE

HOCKEY CLUB
MELBOURNE
EST. 2010

deol.co

roa.lob

HCM HEROES

HOLIDAY PROGRAMS

SCAN ME



Ph: (03) 533 05 400
Email: newington.ps@education.vic.gov.au



Primary Years Programme